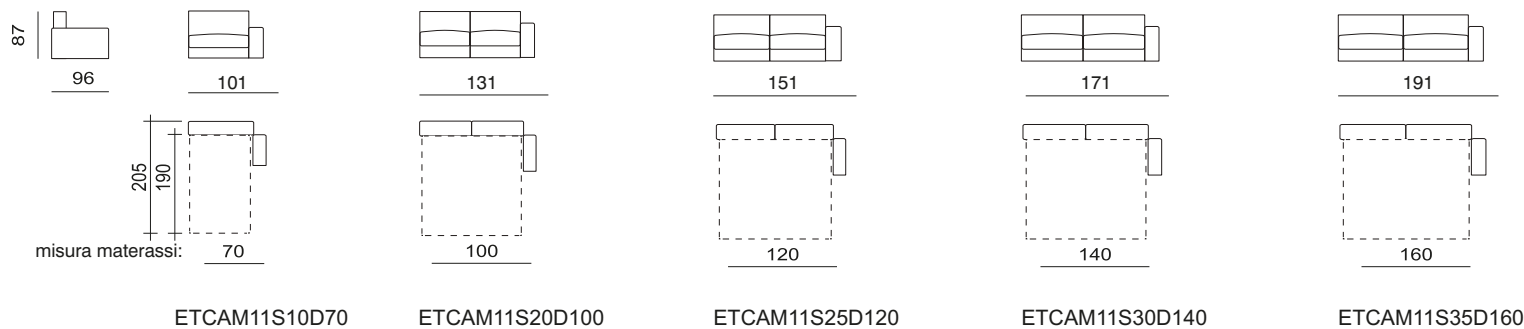
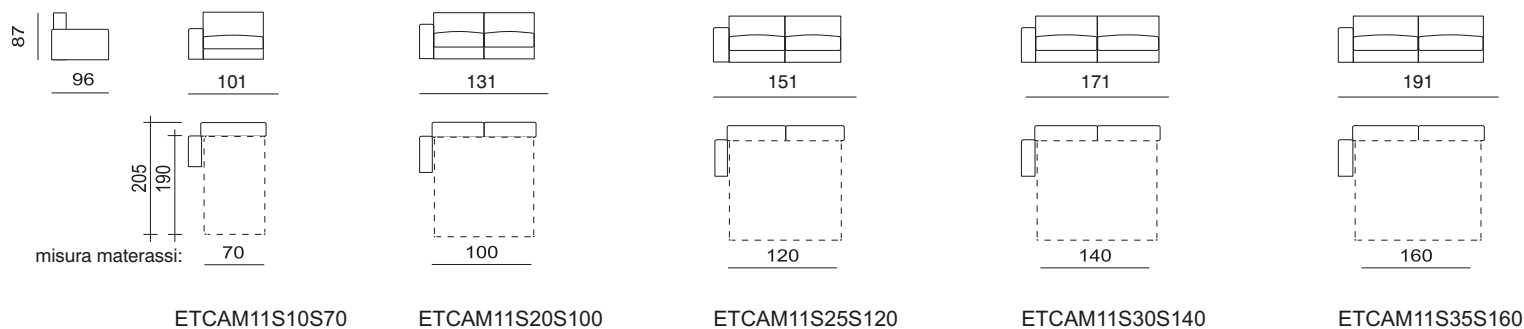
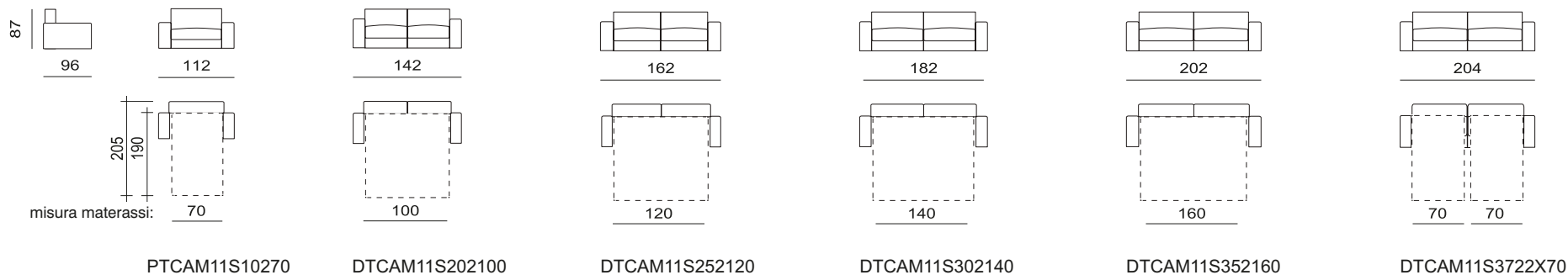


CAMOMILLA 11S / bracciolo 11 cm

ELEMENTI TRASFORMABILI A LETTO

Rete cinghie, materasso cm 14 trapuntato
Schienali e sedili in piuma.

Per le versioni dei divani letto con materasso da 18 cm NON è prevista alcuna componibilità, in quanto l'altezza dello schienale è di + 5 cm rispetto allo standard.



CAMOMILLA 11S / bracciolo 11 cm

ELEMENTI FISSI

87



96



92

PFCAM11S102



112

PFCAM11S152



142

DFCAM11S202



162

DFCAM11S252



182

DFCAM11S302



202

DFCAM11S352



232

DFCAM11S402



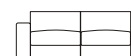
81

EFCAM11S10S



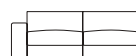
101

EFCAM11S15S



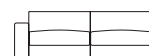
131

EFCAM11S20S



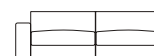
151

EFCAM11S25S



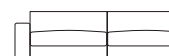
171

EFCAM11S30S



191

EFCAM11S35S



221

EFCAM11S40S




81

EFCAM11S10D



101

EFCAM11S15D



131

EFCAM11S20D



151

EFCAM11S25D



171

EFCAM11S30D



191

EFCAM11S35D



221

EFCAM11S40D



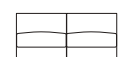
70

EFCAMS100



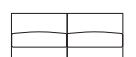
90

EFCAMS150



120

EFCAMS200



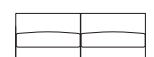
140

EFCAMS250



160

EFCAMS300



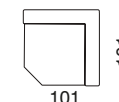
180

EFCAMS350



210

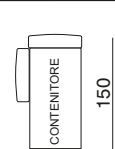
EFCAMS400



101

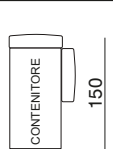
101

ANCAMSANQ101101



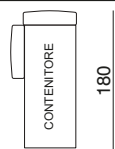
81

PCCAMSPECSX15081



81

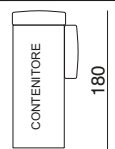
PCCAMSPECDX15081



180

81

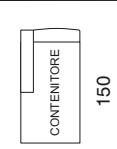
PCCAMSPECSX18081



180

81

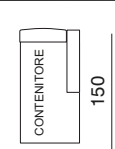
PCCAMSPECDX18081



150

81

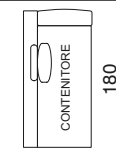
PCCAMSPCBSP15070



150

81

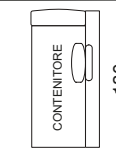
PCCAMSPCBDP15070



180

81

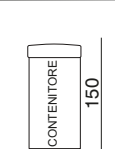
PCCAMSPCABS18090



180

81

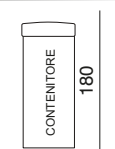
PCCAMSPCABD18090



150

70

PCCAMSPECS15070



180

70

PCCAMSPECS18070

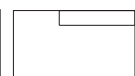
96



120

EM CAMS10S120

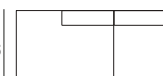
96



140

EM CAMS15S140

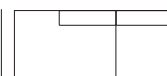
96



170

EM CAMS20S170

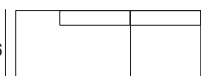
96



190

EM CAMS25S190

96



210

EM CAMS30S210

96



230

EM CAMS35S230

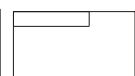
96



120

EM CAMS10D120

96



140

EM CAMS15D140

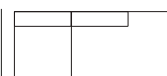
96



170

EM CAMS20D170

96



190

EM CAMS25D190

96



210

EM CAMS30D210

96



230

EM CAMS35D230